

MJC

Mechanical joint closure

- Watertight splice closure for aerial, underground and direct buried splices in the unpressurized copper telecommunication network.
- Robust construction with high mechanical strength.
- Proven gel sealing system:
 - easy to handle at all temperatures,
 - easy to re-enter.
- Innovative cable fixation system.
- No special tools needed for installations or re-entry.
- Closure uses overcentering 'ski boot' type latches.
- Flexible branching plug system allowing installation of cables from 5pair .5 to 100pair .5.
- Integrated mounting brackets for aerial and wall installation.
- Reduced inventory as fewer size closures needed to cover a wide range of applications up to 100 pairs.
- Both dome-ended and in-line closures are available.
- Cable configuration changes possible with a minimum of extra accessories.
- No shelf life.

Kit content

- Closure cap-ended or in-line
- Cable clamps
- Cleaning tissue
- Gel tape
- Installation Instruction
- Measuring tape

Optional

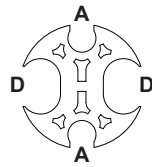
- Branching plugs
- Blanking plug
- Port reducer

Plug selection

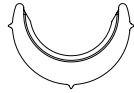
Port	Typical cable
Port A	5 pr.5 mm
Port B/D	10 pr.5 mm
Port C/D	20 pr.5 mm
Port E/F	30 pr.5 mm
Port M	50 pr.5 mm
Port L	100 pr.5 mm cable
Blanking plug	

Different types of branching plugs

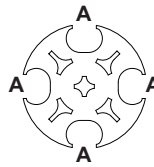
2A/2D plug
MJC-PS-2A/2D



L port reducer
MJC-PR-L



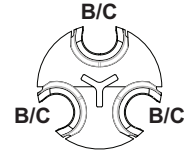
4A plug
MJC-PS-4A



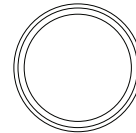
M port reducer
MJC-PR-M



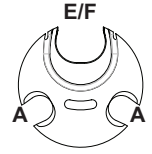
3BC plug
MJC-PS-3BC




Blanking plug
MJC-BP



EF/2A
MJC-PS-EF/2A



Installation steps



Sizing/ordering information (Dimensions in mm)

Cable diameter range: from Ø 7 mm till Ø 28 mm

Description	Closure type	Max. number of branching plugs	Typical splice volume	Max. splice diameter	Total internal length
MJC-10/20PR-CE	Cap-ended	1	10/20 pair	50	185
MJC-10/20PR-INL	Inline	1 in/1 out	10/20 pair	50	240
MJC-50/100PR-CE	Cap-ended	4	50/100 pair	120	185
MJC-50/100PR-INL	Inline	2 in/2 out	50/100 pair	90x60	370

Re-entry

For cable re-configuration an extra geltape kit MJC-PS-GEL is necessary.

Tyco Electronics and TE logo are trademarks

The information given herein, including drawings, illustrations and schematics which are intended for illustration purposes only, is believed to be reliable. However, Tyco Electronics makes no warranties as to its accuracy or completeness and disclaims any liability in connection with its use. Tyco Electronics' obligations shall only be as set forth in Tyco Electronics' Standard Terms and Conditions of Sale for this product and in no case will Tyco Electronics be liable for any incidental, indirect or consequential damages arising out of the sale, resale, use or misuse of the product. Users of Tyco Electronics products should make their own evaluation to determine the suitability of each such product for the specific application.

Tyco Electronics Raychem NV
 Diestsesteenweg 692
 3010 Kessel-Lo, Belgium
 Tel 32-16 351 011 (USA)1-919-557-8900
 Fax 32-16 351 697 (USA)1-919-557-8498
www.tycoelectronics.com
www.telecomosp.com
 TC 1026/DS/1 02/06